












Suffolk County Council Roadshow: your feedback





1. Now you have attended a roadshow do you feel you understand..					
	Strongly agree	Agree	Disagree	Strongly disagree	Response Count
the five priorities	43.5% (81)	55.4% (103)	1.1% (2)	0.0% (0)	186
the vision and strategic direction	38.3% (69)	60.6% (109)	0.6% (1)	0.6% (1)	180
Social Capital	33.5% (62)	60.0% (111)	5.4% (10)	1.1% (2)	185
If you don't understand, please tell us which of the above is not clear and why					18
answered question					189
skipped question					0

2. Now you have attended a roadshow do you feel...					
	Strongly agree	Agree	Disagree	Strongly disagree	Response Count
you understand why the council needs to change the way it works?	54.8% (103)	45.2% (85)	0.0% (0)	0.0% (0)	188
you are aware of your role in making change happen?	29.4% (55)	58.8% (110)	10.2% (19)	1.6% (3)	187
you are motivated to make change?	38.5% (72)	55.6% (104)	4.3% (8)	1.6% (3)	187
you are supported by your colleagues to make change?	14.5% (27)	71.0% (132)	12.9% (24)	1.6% (3)	186
answered question					189
skipped question					0

3. Now you have attended a roadshow do you feel you would like more information on...			
	Yes	No/I know enough about this area	Response Count
Suffolk Story	16.8% (28)	83.2% (139)	167
5x5 teams	70.1% (124)	29.9% (53)	177
Bright Ideas	50.9% (84)	49.1% (81)	165
working with partners, organisations and voluntary groups	48.0% (84)	52.0% (91)	175
becoming a volunteer	28.7% (48)	71.3% (119)	167
		Other (please specify)	8
		answered question	187
		skipped question	2










4. Which roadshow event did you attend?			
		Response Percent	Response Count
Ipswich (LDP) - 5 October		2.8%	5
Saxmundham - 6 October		11.3%	20
Kerrison - 6 October		4.0%	7
Brandon - 6 October		2.3%	4
Stowmarket - 7 October		10.7%	19
Bury St Edmunds - 7 October		10.2%	18
Sudbury - 8 October		6.8%	12
Haverhill - 8 October		2.8%	5
Ipswich - 12 October		22.0%	39
Ipswich - 15 October		16.9%	30
Ipswich (LDP) - 19 October		10.2%	18
		answered question	177
		skipped question	12

5. The facilities at the roadshow...					
	Strongly agree	Agree	Disagree	Strongly disagree	Response Count
were comfortable and welcoming	27.2% (49)	67.2% (121)	5.0% (9)	0.6% (1)	180
met my individual requirements	28.2% (48)	67.1% (114)	4.7% (8)	0.0% (0)	170
	<i>answered question</i>				184
	<i>skipped question</i>				5

6. My overall impression of the roadshow was..			
		Response Percent	Response Count
Excellent		29.6%	56
Good		61.4%	116
Average		7.9%	15
Poor		1.1%	2
	<i>answered question</i>		189
	<i>skipped question</i>		0

7. What, in your opinion, could we have done differently?		
		Response Count
		56
	<i>answered question</i>	56
	<i>skipped question</i>	133

8. What form of communication do you prefer to hear about news/change etc.				
	Very helpful	Helpful	Not helpful	Response Count
All staff email	53.6% (96)	44.7% (80)	1.7% (3)	179
COLIN	31.0% (54)	60.9% (106)	8.0% (14)	174
InsideSCC	5.7% (9)	57.3% (90)	36.9% (58)	157
One-to-one meetings with managers	33.1% (54)	50.9% (83)	16.0% (26)	163
Staff roadshows and briefings	54.4% (98)	43.3% (78)	2.2% (4)	180
Team meetings	42.9% (73)	51.2% (87)	5.9% (10)	170
Do you feel there is another form of communication you would find helpful?				13
<i>answered question</i>				188
<i>skipped question</i>				1

9. Which area do you work in?			
		Response Percent	Response Count
Adult and Community Services		18.2%	33
Children and Young People		31.5%	57
Environment and Transport		19.9%	36
Resource Management		11.0%	20
Public Protection, Social Inclusion and Diversity		7.2%	13
Corporate Strategy and Partnerships		0.0%	0
Planning and Performance		5.0%	9
Communications and Marketing		0.0%	0
Programme and Project Management		2.2%	4
Sourcing, Procurement and Contract Management		2.2%	4
Scrutiny and Monitoring		2.8%	5
		<i>answered question</i>	181
		<i>skipped question</i>	8