

Appendix A2 – Professional Survey

The professional survey was live for the period from 24th July to 16 October 2014. During this period, the professional survey received 154 responses. The results shown below were created on 27th October 2014.

Views on Proposal

- 33.2% agree or strongly agree with the proposal (Q1)
- 51.0% disagree or strongly disagree (Q1)

Respondees Role with Childrens Centres

- 44.4% are employed by Suffolk CC (Q2)

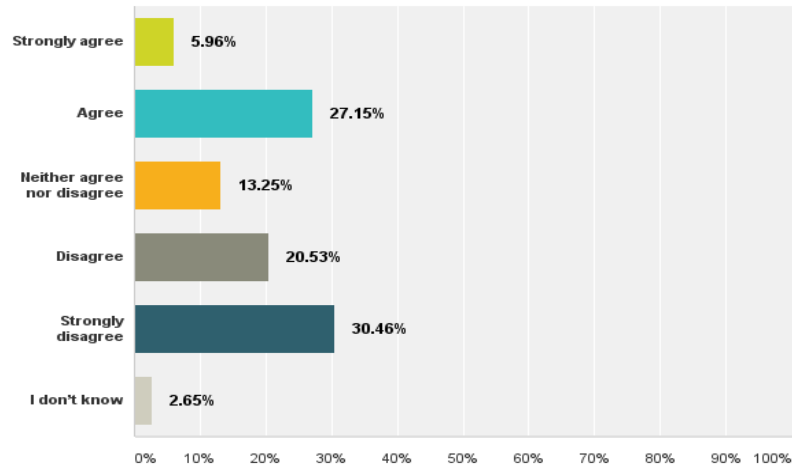
What impact will the changes have?

- 71.3% felt the changes would have a negative or highly negative impact (Q5)

Having read the consultation document, do you agree with Suffolk County Council's overall proposal?		
Answer Options	Response Percent	Response Count
Strongly agree	6.0%	9
Agree	27.2%	41
Neither agree nor disagree	13.2%	20
Disagree	20.5%	31
Strongly disagree	30.5%	46
I don't know	2.6%	4
answered question		151
skipped question		3

Q1 Having read the consultation document, do you agree with Suffolk County Council's overall proposal?

Answered: 151 Skipped: 3

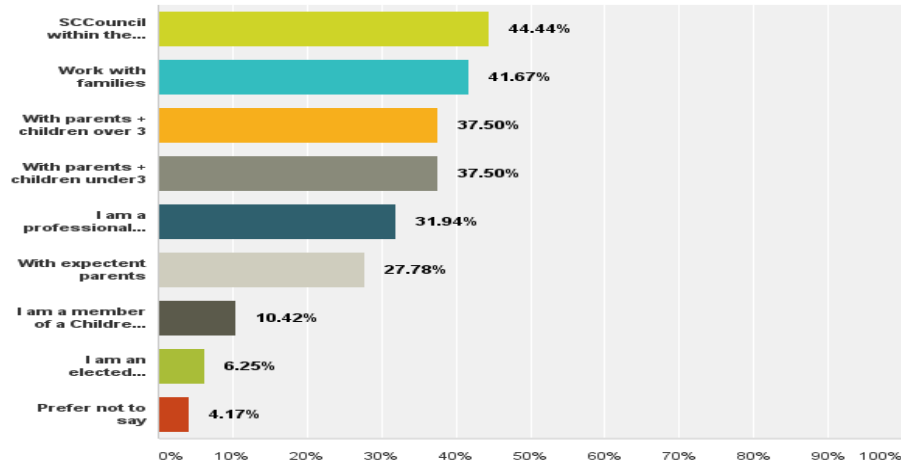


In what capacity do you work with Suffolk's Children's Centre service?

Answer Options	Response Percent	Response Count
I work with families	41.7%	60
I work with parents and children over 3	37.5%	54
I work with parents and children 3 and under	37.5%	54
I work with expectant parents	27.8%	40
I am an elected member/councillor	6.3%	9
I am a professional who delivers a service in a Children's Centre	31.9%	46
I am employed by Suffolk County Council within the Children's Centre	44.4%	64

Q2 In what capacity do you work with Suffolk's Children's Centre service?

Answered: 144 Skipped: 10

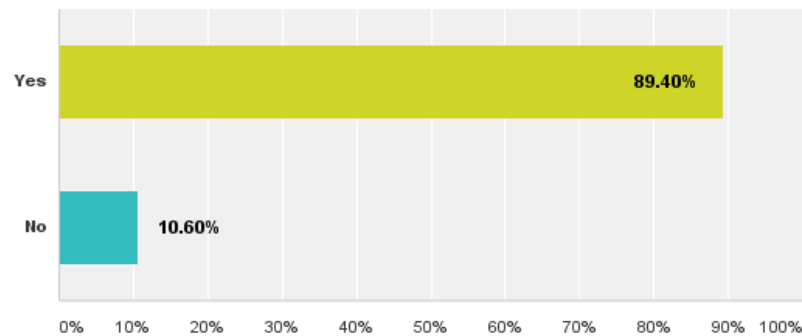


Service

I am a member of a Childrens Centre Advisory Board / Community parent / Parent volunteer	10.4%	15
Prefer not to say	4.2%	6
Other (please specify)		10
answered question		144
skipped question		10

Q3 In your role do you currently signpost your families to Children's Centre services?

Answered: 151 Skipped: 3

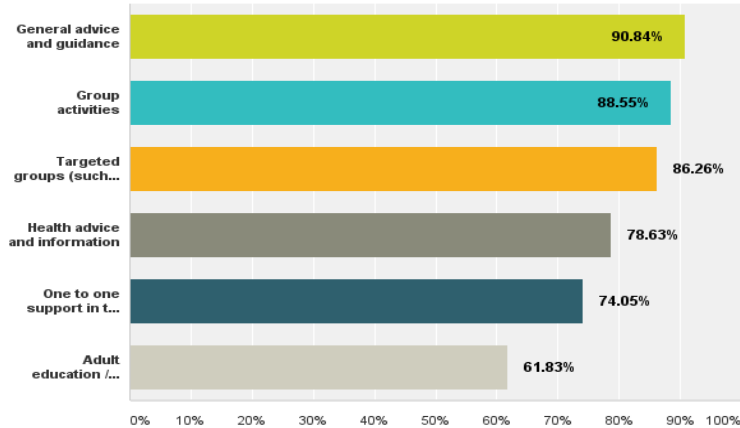


In your role do you currently signpost your families to Children's Centre services?

Answer Options	Response Percent	Response Count
Yes	89.4%	135
No	10.6%	16
answered question		151
skipped question		3

Q4 Which Children's Centre services do you signpost to?

Answered: 131 Skipped: 23

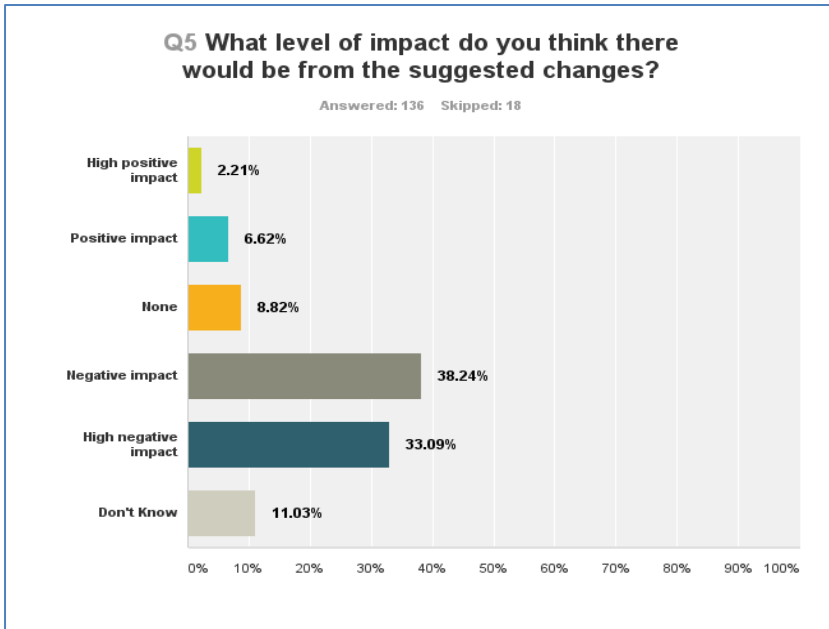


Which Children's Centre services do you signpost to?

Answer Options	Response Percent	Response Count
General advice and guidance	90.8%	119
Group activities	88.5%	116
Targeted groups (such as Parenting Programmes)	86.3%	113
Adult education / training	61.8%	81
One to one support in the home	74.0%	97
Health advice and information	78.6%	103
Other (please specify)		7
answered question		131
skipped question		23

What level of impact do you think there would be from the suggested changes?

Answer Options	Response Percent	Response Count
High positive impact	2.2%	3
Positive impact	6.6%	9
None	8.8%	12
Negative impact	38.2%	52
High negative impact	33.1%	45
Don't Know	11.0%	15
Other (please specify)		9
answered question		136
skipped question		18



Free Text Summary

Q6 – Are there any further comments/suggestions you would like to make?

- Accessibility issues – Mostly around the rural nature of Suffolk but some around those in urban areas being out off from going to other areas in a specific town – notably Haverhill
- Loss of Engagement inc vulnerable groups – General view that it may be even harder to make contact with vulnerable families. However two responses suggested that we currently reach the wrong demographic, and those with the greatest need would not come in to a centre.
- Loss of venue – Some comments about the quality of venue that these centres currently offer and how this would be a lost asset.
- Don't close – general comments around not closing the venues.

- Alternative suggestion – suggestions around alternative venues and sites also views around improved outreach possibilities.
- In favour – support, some with caveats, to the proposals